

॥ ओ३म् ॥

D.A.V.CENTENARY PUBLIC SCHOOL ,JIND
HOLIDAYS' HOMEWORK (2019-20)
CLASS: IV

SUBJECT:-ENGLISH

➤ Judge a book by its cover .

- 1 . Say farewell to the notebook cover that looks like everyone else's. Get innovative and design your own notebook cover. Cover your English notebook with fluorescent sheet. Write suitable proverbs, idioms or Quotations on the importance of reading.
2. Read any one English story book .Pick out naming words from the story and write them as proper noun , Common noun, countable noun and uncountable noun. **(R.No.1to 15)**
3. Read any one English story book. Based on your reading try to find out opposite gender words from the story and also categorise them into Masculine , Feminine and Common Gender. **(R.No.16 to 30)**
4. Make a magazine . Choose an interesting name of your magazine. Make a colourful cover page. It must have an index. Choose any one topic for your magazine:-
(R. No. 31to 45)
 - a) An interview of an important personality.
 - b) Sports
 - c) Description of a tourist place. Paste or draw pictures along with the write up.
- 5 . Read and learn Unit 1 of reader book (pages 1-21)
6. Learn lesson 1-3 of English practice book.
7. Learn story Thirsty crow and comprehension passages.
8. Write ten pages of English handwriting.

Note:- Prepare for U.T. Syllabus:- English Reader pages 1 to 17

English Practice Book :-Unit 1 to 3

Story Thirsty Crow

SUBJECT:-MATHEMATICS

ENJOY YOUR HOLIDAYS AND TAKE CARE OF YOURSELF

WISH U A HAPPY AND HAPPENING SUMMER BREAK

- Revise units 1,2,3 for Unit Test to be held after the Summer Break .
- Learn one table daily and revise it twice a day.(2to 20)
- Note down the birth dates of your family members and write them in notebook. Then arrange them in ascending and descending order.
- Measure your height and weight every week and compare.
- Revise 3 sums daily for practice.
- *Prepare one beautiful and creative chart or model*
 - * Indian Place Value Chart (Roll no.1 to10)
 - * Abacus .(Roll no.11 to 20)
 - * Clock ..(Roll no 21 to 30)
 - * Shape of Cube.(Roll no 31 to 40)
 - * Shape of Cuboid . (Roll no 40 onwards)
- Fill in the blanks:
 - a) Number to be added , is called.....
 - b) The result obtained after addition is called the
 - c) The result obtained after subtraction is called the
 - d) The number to be multiplied is called
 - e) The answer we get after multiplication is called.....
 - f) The number by which we multiply is called.....
- Collect the information about any one Indian Mathematician with his picture, and his contribution for the subject.

Note:- Prepare for U.T.

Syllabus:-Unit 1,2,3

SUBJECT:-SCIENCE

Note:- Prepare for U.T.

Syllabus:-Lesson- 1 & 2

- 1) Read and learn Lessons- 1,2,3.
- 2) Complete the diagram work, cover your notebook and make diagrams on cover page.
- 3) Write a poem on any one topic given below :-

a) Human Digestive System	b) Healthy Eating Habits
c) Plants	d) Flowers
e) Fruits	

One poem is given below as a sample

The Digestion Question

3h, you want to know, where does your food go?...
Well here's a little rhyme, so you'll know next time.

First in your mouth, chew till it's small.
Add saliva and swallow...that's all.

You'll discover then that without fuss,
Your food slips down your oesophagus.

In your stomach it's pummeled and pounded,
You add acid which makes the food liquid.

From there it passes almost unseen,
Direct into your small intestine,
And nutrients and all that's good
Travel straight from there into the blood.
Coming from dinner or breakfast toast
Goodness goes where it is needed most.


And the large intestine doesn't mind
It takes the waste that is left behind,
Then all that is left for you to do
Is sit on the toilet for a

- 4) Summer break is a time to enjoy and spend more time with family members. So, here is an interesting snake and ladder game for you. Colour it according to your own, paste on a cardboard and enjoy the fun of playing games along with the learning of science. You can make such type of game of your own. So,

ROLL THE DICE, ACCORDING TO YOUR CHOICE

PUT SOME BLOCKS OF REALITY, SHOWING YOUR OWN CREATIVITY

21	22	23	24	25	26	27	28	29	30
		Throwing Industrial waste in river				Hunting of animals		Not washing hand properly	
20	19	18	17	16	15	14	13	12	11
		Growing Plants	Eating Fried Food						
1	2	3	4	5	6	7	8	9	10
			Rain Water Harvesting				Using Bicycle for short distance	Drinkinf Milk and eating Fruits	



SUBJECT: SOCIAL SCIENCE

1. Fill in the boxes with correct letters to make correct words:



1. Harvesting festival of Assam

2. A sweet is made by rice, jaggery , milk and dals.


3. Raja Mahabali visits his people

4. Kites are flown

2. Identify the following festivals and name them :



2) Make a creative drawing using waste material in the given space.



3) **Project Work:-**

- R. No.- **1 to 14** - Make one best item from waste material. (i.e. Newspaper, plastic bottle, ice-cream sticks, cardboard, waste cd's etc.)
 - R. No.- **15 to 28** - Paste 5 pictures of occupations showing 'Intellectual Labour' on a drawing sheet.
 - R. No.- **29 to 44** - Make a poster on 'Save Environment' on a drawing sheet.
- 4) Read and learn **Lesson - 1 to 4** complete with book exercise, Q/Ans and Map- skill.

Note:- Prepare for U.T.

Syllabus:-Lesson- 1, 2 &3

SUBJECT:HINDI

➤ **निर्देश :-**

- * अभिभावक अपने बच्चों को अधिक-से-अधिक समय दें।
- * घर का माहौल खुशनुमा व सकारात्मक रखें।
- * बच्चे हर रोज़ सुबह सैर पर जाएँ।
- * सप्ताह में दो सुलेख लिखें।
- * बच्चे प्रतिदिन समाचार पत्र पढ़ें।
- 'मैं हूँ कलाम' फिल्म देखिए उससे आपको क्या प्रेरणा मिली अपने शब्दों में लिखिए।
- नंदन पत्रिका या बाल भास्कर में से कहानियां व 8 कविताएँ पढ़ें उनमें से आपको कौन सी कविता या कहानी सबसे अच्छी लगी और क्यों उस से क्या शिक्षा मिली अपनी पुस्तिका में लिखें।
- कागज का एक सुंदर बैग बनाइए।
- दादी माँ या नानी माँ के जन्मदिन पर सुंदर ग्रीटिंग कार्ड बनाकर लाइए।
- भाषा-माधुरी व भाषा-अभ्यास से पाठ - 1 से 5 याद करें।
- रचनात्मक कार्य:--
 - * विषय - चित्र निर्माण (एक ड्रॉइंग शीट पर)
 - * 1 - 15 अनुक्रमांक वाले जल बचाओ
 - * 16 - 30 अनुक्रमांक वाले बेटी बचाओ बेटी पढ़ाओ
 - * 31 से 45 अनुक्रमांक वाले स्वच्छ भारत

➤ निम्नलिखित गद्यांश को पढ़कर नीचे दिए गए प्रश्नों के उत्तर दीजिए -

सुंदरवन में आम का एक पुराना पेड़ था। उस पेड़ पर सलोनी कोयल का एक घोंसला था। जब आम के पेड़ पर फल लगते तो सलोनी मीठे स्वर में गाती। आमों की सुगंध और सलोनी के गीतों से दूर-दूर से पक्षी खींचे चले आते थे। सभी पक्षियों के साथ सलोनी की मित्रता थी। आम के पेड़ के आसपास हरी घास और झाड़ियाँ थीं। एक हिरन घास चरने आता था। उसका नाम हीरक था। सलोनी उसे मीठे-मीठे आम देती। हीरक हिरन भी उसे अपनी पीठ पर बिठाकर सुंदरवन में घुमाता। एक बूढ़ी लोमड़ी भी वहाँ आती थी। एक दिन लोमड़ी ने घास चरते हुए हीरक हिरन को देखा। हिरन को देखते ही उसके मुँह में पानी आ गया।

क) सुंदरवन में कौन-सा पेड़ था ?

उत्तर -

ख) सलोनी मीठे आम किसे देती थी ?

उत्तर -

ग) पेड़ पर किस का घोंसला था ?

उत्तर -

घ) हिरन को देखते ही किस के मुँह में पानी आ गया ?

उत्तर -

ङ) आम के पेड़ के आस-पास क्या-क्या थीं ?

उत्तर -

➤ निम्नलिखित पद्यांश को पढ़कर नीचे दिए गए प्रश्नों के उत्तर दीजिए -

राजमिस्त्री जी हौदी पर , पोत रहे थे गारा

उसके बाद उन्हें करना था , छज्जा ठीक हमारा ।

अम्मा दीदी को संग लेकर , गई थीं राशन लेने

आते में खुतरू मोची से , जूते भी थे लेने ।

क) हौदी पर गारा कौन पोत रहा था ?

उत्तर -

ख) अम्मा दीदी को संग लेकर क्या लेने गई ?

उत्तर -

ग) मिस्त्री ने क्या ठीक करना था ?

उत्तर -

घ) मोची का क्या नाम था ?

उत्तर -

ड) वचन बदलो -

1. छज्जे -

2. जूता -

Note:- Prepare for U.T.

Syllabus:-भाषा माधुरी – पाठ 1से 3

भाषा अभ्यास –पाठ 1से 3

SUBJECT:- G.K.

- Reading “NEWSPAPER IS AN EXCELLENT HABIT”
- Look through some old newspapers and find out articles that talk about ‘Saving Our Environment’. Find out what the message the articles are trying to give and express your views and also paste that article in scrapbook.
- Learn pages 1 to 26.

SUBJECT:- D.S.

- गायत्री मन्त्र अर्थ सहित याद करें।
- ईश्वर भक्ति भजन याद करें। (रोल न0. 1से 14 तक)
- देशभक्ति भजन याद करें। (रोल न0. 15 से 28 तक)
- स्वामी दयानन्द सरस्वती पर कोई एक भजन याद करें। (रोल न0. 29 से आगे)
- आर्यसमाज से संबंधित सामान्य जानकारी पढ़कर आएं।
- पाठ—1 से 5 तक दोहराई कार्य करें।

Note:- Prepare for U.T.

Syllabus:- पाठ 1से 3 तक पूर्ण अभ्यास सहित ।

आर्यसमाज का 3 व 4 नियम

SUBJECT:- ART

- Do pg no. 1 to 10 in art file.
- Make any craft item with ice stick .

SUBJECT :- COMPUTER

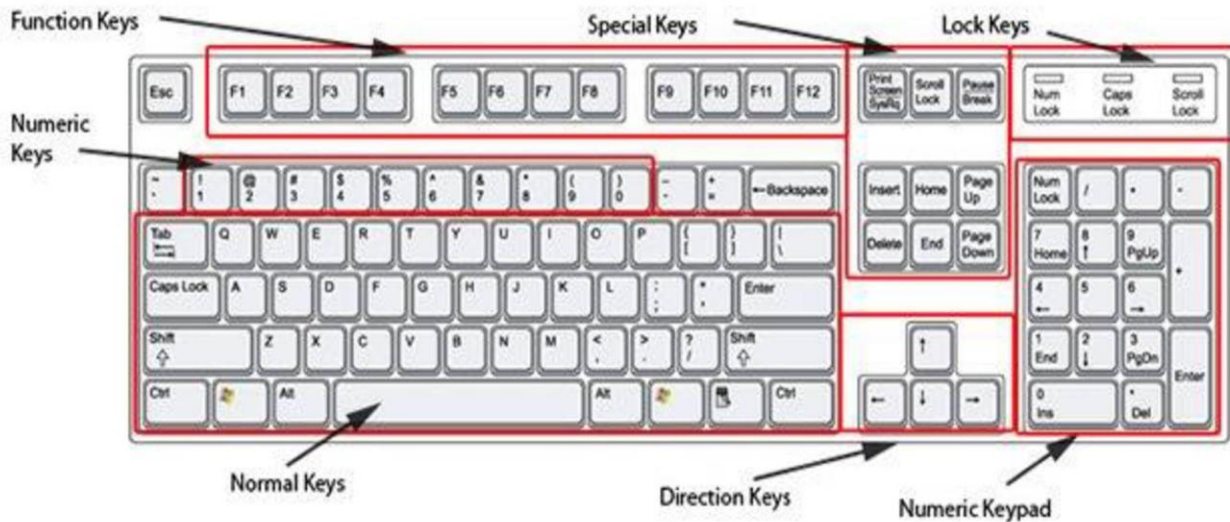
- Revise Lesson 1 and 2 for Quiz

WORKSHEET



I am your friend Pingo. Will you do this worksheet with me?

This is my keyboard. My computer's keyboard can talk.



It wants to ask a few questions. Will you answer them for me?

1. Which key am I?

- a) I allow you to write letters of the alphabets.
- b) I allow you to move the cursor to the top of the page.
- c) I allow you to delete the letter to the left of the cursor.....
- d) I allow you to delete the letter to the right of the cursor.
.....
- e) If you press me you can type capital letters.
- f) You use me to type numbers.
- g) I allow you to create blank spaces between two words or two numbers.
.....
- h) I allow you to move the cursor up, down, left or right.